



The Tampa Bay Fly Fishing Club

www.tbffc.org

Next Meeting: Wednesday, May 04, 2011, 5:30 p.m.

Special Guest Speakers

Capt. Bryon Chamberlin and Nick Angelo

Bryon Chamberlin is a full time, saltwater fly fishing guide and operates his own fishing guide service, Barbed Steel Charters, Inc. He has been guiding for 8 years, mainly on the waters of Tampa Bay. He enjoys introducing clients to the wild wonders that Tampa Bay has to offer, both the fish they are trying to catch and beauty of nature surrounding them while pursuing their quarry with a fly rod as well as a camera.

Nick Angelo has been catching fish on fly since the age of 12. He was born South Florida. He was able to catch tarpon, snook, and peacock bass literally in his own backyard, which sparked a lifelong passion for the sport. Nick moved to Tampa at the age of 20 pursuing a career as a chef. After discovering what great fisheries Tampa has, he decided to turn his focus to becoming a fly fishing guide. Capt. Nick now guides the waters from Sarasota Bay to Homosassa. His specialty is sight fishing redfish in Tampa Bay or along the Chassahowitzka Wildlife Refuge and fly-fishing for big tarpon.

These two masters of the bucketmouth brigade will give a tutorial on how to catch tarpon in the waters around Tampa Bay.

Featured Fly Tiers

Bryon Chamberlin, Nick Angelo ---- and You

Bryon and Nick will each tie favorite tarpon flies that have proved deadly in the Gulf and surrounding waters. Come and improve you tying skills while learning how to construct your future go-to tarpon flies.

Directions to Our Meetings: **From I-75**---Take Bruce B. Downs exit from I-75; go west 2 miles to traffic light, turn left onto Tampa Palms Blvd., then left on Compton Drive, and right at Compton Park. **From I-275**---Take Bearss East to Bruce. B. Downs; then Bruce B. Downs east/north to Tampa Palms Blvd. Rt. on Tampa Palms, then left on Compton Drive and right at Compton Park

APRIL 2011 PRESIDENT’S MESSAGE

Hello again TBFFC members,


It is with sadness that we note the death of Ellen Young, wife of Alligator Bob, a great friend to club members, and an outstanding hostess for TBFFC functions. Her obituary is given on page 6.

The waters in our area have predictably warmed to springtime temperatures in the 70’s and low 80’s. The waters have reached their best temperature range for catching our local flats fish, and will soon get too warm for some species, but ideal for others. Get out there and catch the ones that are hot!

Attendees at our April meeting were treated to a wide-ranging presentation by **Capt. Rodney Smith** who heads up the Coastal Angler Magazine and is a champion of wildlife conservation. Before Rodney’s talk, **Logan Valeri** was our featured fly tyer, showing us how to tie the *soft hackle emerger* trout fly (see page 8.)

Thanks also to **Lance Pocock** and **Robert Fischer** for arranging discounted tickets and a pre-show dinner for the fishing videos shown at the “Pitcher Show” theater in Tampa.

Make a mental note to bring a personal check to our May meeting so that you can pay for the new club shirts that you can order at that time.

Tight Lines, Dick 

In This Issue:

Page


Monthly Meeting	1
President’s Message.....	2
TBFFC calendar of events.....	3
Tips for TBFFC, No. 35.....	4
Member Photos.....	5
We Walk Through Life Just Once.....	6
Why Didn’t I Catch Anything?.....	7
Fly of the Month.....	8
Fishing Report.....	8
Membership Application, Guides, Casting Coaches, etc.	9

OFFICERS AND DIRECTORS

Interim Presidents (shared)	Durkin, Miekka, Sperling	
Vice President	Walt Durkin	813-476-7128
Treasurer	Rick Valeri	813-681-9143
Directors:	Nick Angelo	813-230-8473
	Denise Bruner	813-989-2909
	Bryon Chamberlin	813-361-8801
	Pat Damico	727-360-6466
	Robert Fischer	813-962-0185
	Bob Gaulin	813-782-8605
	Ted Hagaman	813-920-7863
	Jeff Janecek	352-588-3866
	Dick Miekka	727-866-8682
	John Nelson	813-805-0202
	Rick O’Hara	813-238-6763
	Neil Sperling	813-655-5627
	Alligator Bob Young	813-986-3008

The next meeting of the TBFFC Board of Directors will be at 6:00 P.M. on Wednesday, May 11 Location TBD.


NOT GETTING THE NEWSLETTER? Please call Dick Miekka, Editor, at 727-866-8682 or e-mail to dmiekka@cs.com



The Fly Guy

Capt. Pat Damico

2981 E. Vina del Mar Blvd.
St. Pete Beach, FL 33706
Tel: 727-360-6466
Web: <http://captpat.com>
Email: flyguy@captpat.com

10330 North Dale Mabry • Suite 110
Tampa, FL 33618 • 813-961-0097
www.avantgold.com

Oyster Perpetual Cosmograph Daytona
Rolex, Oyster Perpetual, Daytona and
Cosmograph are trademarks.

Snook Fin-Addict Guide Service, Inc.
CAPTAIN RICK GRASSETT
2447 Waneta Drive • Sarasota, Florida 34231

Lure & Fly Fishing Specialist
FFF Certified Fly Casting Instructor
Bay, Back Country & Coastal Gulf Fishing
Sarasota Bay • Charlotte Harbor • Tampa Bay

(941) 923-7799 Email snookfin@aol.com
www.snookfin-addict.com www.flyfishingflorida.net

Barbed Steel Charters, Inc.
Specializing In Fly Fishing Along Florida’s West Central Gulf Coast



Capt. Bryon Chamberlin
(813) 361-8801
captbryon@yahoo.com
www.barbedsteel.com

USCG Licensed & Insured



LJ Cathelineau
Personal Financial Representative
Allstate Financial Services, LLC

1003 S. Collins Street
Plant City, FL 33563
Office 813.752.2556
Cell 727.656.9607

Securities offered through **Allstate Financial Services, LLC** (LSA Securities in LA and PA).
Registered Broker-Dealer. Member NASD, SIPC.

TBFFC EVENTS

2010 TBFFC MEETING DATES

Here are the meeting dates for 2011; May 4, June 1, July 6, August 3, September 7, October 5, November 2, December 7 **Please watch this space for any changes.**

ORDER YOUR CLUB SHIRTS IN MAY

If you would like to order a fishing shirt embroidered with our club logo, please come to the May meeting and select the ones you want from the Cabela's Catalog. Prices vary, but the shirts generally cost \$20 to \$50, depending on the brand.

The club will pay to have our logo added and for postage plus any tax. You can also get your name added to the shirt for a nominal charge. We will be ordering a supply of club caps which you may purchase in June. If you want a special cap, we can order that for you at the May meeting.

If you are unable to attend the meeting but would like to order a shirt, please go to the Cabela's web site and choose the shirt type, color, and size that you want and mail the information, along with your check (made out to TBFFC) to Dick Miekka, 6735 14th Street South, St. Petersburg, FL 33705. The order will be placed with Cabela's on or around May 13.

16th Annual CCA Sarasota "Photo All-Release Challenge"

The Sarasota chapter of Coastal Conservation Association will host their 16th annual "Photo All-Release Challenge" fishing tournament on May 6th & 7th, 2011. This year's tournament headquarters will be at the Potter Building at the Sarasota County Fairgrounds. There will be a mandatory angler meeting on Friday evening, May 6th at the Potter Building. The tournament features a catch-photo-release format for snook, redfish and trout with anglers using identical boxes of lures or flies that are provided. Fishing begins Saturday morning and all anglers must turn in their photos at New Pass Grill & Bait Shop by 3:00 pm.

Anglers will photograph their catch with their own digital cameras, which must have a removable memory card. Divisions include Grand Slam (largest snook, redfish and trout), Angler (most inches per species), Largest Fish (each species), Lady Angler (largest fish, each species), Fly Rod and Youth. The tournament, which raises money for CCA's conservation projects, also features an upscale raffle, a silent auction and an awards dinner on Saturday

evening. Cost is \$85 per angler and \$30 for youth anglers (12 years old and younger). Anglers must register in advance. Applications will be available at fishing tackle shops, marinas and boating stores in Sarasota and Manatee counties and online at

www.ccaflorida.org/chapters/sarasota.html Contact Brian Gorski at (941) 531-4019 or Capt. Bruce Burkhart at (941) 922-3675 for more information.

SUNCOAST FLY FISHERS

www.suncoastflyfishers.com

Regular Meetings: 6:30pm on the Third Thursday of each month, **except December**, at Walter Fuller Recreation Center, 7883 26th Ave. N., St. Pete.

MANGROVE COAST FLY FISHERS

www.mangrovecoastflyfishers.com

NOTE: Newer Location for MCFF Club meetings - **Twin Lakes Park**. The entrance to Twin Lakes Park in Sarasota is located on Clark Road, just 1/2 mile east of I-75, on the south (right) side of the road. Contact website above for details and directions.

	Wallace B. Anderson, Jr. Attorney at Law	Specializing in Estate Planning, Probate, Business Law and Tax Law
	2202 N West Shore Blvd Suite 200 Tampa FL 33607	
Phone: 813.639.4255 Fax: 813.639.7501 Email: wbataxlawyer@aol.com		

New Ideas &
Full Color Print Solutions.



Great People. Great Solutions.



813.319.3300 | copycontrol.com

TIPS FOR TBFFC – No. 35

Casting Tip for TBFFC: 18

Why do some casters stand square to the target?

Standing with both feet together facing the target is frequently used when accuracy, especially with relatively short casts, is required. Having the rod vertical and close to your eyes will also minimize triangulating to reach the target. When experiencing casts that form loops that are out of plane a square stance is useful. Turning to watch your backcast may cause your arm and rod to sweep off plane and create the elliptical loop that will take power away from your cast.


Pat Damico, MCI 🌅

Glue Clues by Craig Smothers

I use a great deal of epoxy for fly tying. There are many applications in which I will continue to use epoxy. This is especially true for my long cure, thin set epoxies. But more and more I continue to hear about these “UV light” cure acrylic polymers. I really feel that they are the bomb on all flies in which a quick setting epoxy is necessary. Surf Candies as seen below is a FINE example. I plan to include one of these products into my arsenal quite soon.

Once I have tested these products, I plan to include them in my “Glues and Solvents” fly tying document. It is a great reference for all necessary glues and solvents I use for both tying flies, and rigging. It covers what is used, when it is used, and matched the solvents up correctly with the different glue types. Look it up on the Mangrove Coast Fly Fishers web site...

Craig Smothers 🌅



There's something **reelfishy** in Florida!

SI FISHING CHARTERS, Inc.

- 55 Professional Licensed and Insured Captains on Staff.
- Corporate and Group Charters Specialist.
- Travel planning for group or corporate charters.
- Tournament packages arranged for group, corporate and fund-raising events.

1/2, 3/4 or Full Day Charters!
813-973-7132

Awesome Fishing with Captain Keiland Smith

Night-Time Snook

West-Coast Tarpon

East-Coast Redfish

863-944-7475
www.awesomefishing.net

Member Photos May 2011



Walt Durkin sent these pictures of a trip he and **Frank Rhodes**, along with several non-members, took to Acklin Island in the Bahamas. If these don't make you want to go bonefishing, then wait for their recounting of the whole trip, to be presented soon at a TBFFC meeting.

We walk through life just once
and the path we create fades with
time..... But somehow enriches us all.

Young, Ellen Graham – 69, passed away April 12, 2011 after a long battle with cancer. She was predeceased by her adoptive parents, Martha and Frederick Graham. She is survived by her loving husband of 47 years, Robert “Alligator Bob” Young; her natural mother, AnnieRuth Sanders, of Greenville, SC; sisters, Beverly Bracken (Richard) and Vickie Husky (Stan); sons, Mark L. Young of Orlando and Jason V. (Rachel) of Tampa; granddaughter, Charlotte and grandsons, Gage and Daniel Young. A memorial service will take place on Monday, April 25, at 10am at East Thonotosassa Baptist Church, McIntosh and Knights-Griffin Roads, Thonotosassa, FL followed by a catered picnic at noon. In lieu of flowers, donations may be made to Elim Temple Memorial Fund, 4214 West North A Street Tampa, FL. 33606-2234 in Ellen’s honor. Words of comfort may be expressed at www.blountcurryterraceoaks.com

William (Billy) Wilson Pate, Jr. died on April 19. Pate was a important pioneer in landing big saltwater fish on fly rods and was particularly dedicated to tarpon fishing, although billfishing was also a passion. His 1982 188-pound tarpon world record on 16-pound tippet remained unbeaten for 21 years, and he was the first person to catch a blue marlin and a black marlin on fly. He was also the first angler to catch six billfish species on a flyrod. Pate was also an ardent conservationist; he was instrumental in the creation of the \$50 tarpon tag system in Florida and was a founder or board member of the Everglades Protection Association, Trout Unlimited, Bonefish & Tarpon Unlimited, the Don Hawley Foundation, and the Pate Foundation.

Billy Pate partnered with legendary Florida Keys guide George Hommel in 1967 to create one of the first destination angling companies in the U.S., Worldwide Anglers, which they sold in 1995 to Bass Pro Shops. In 1976, Pate got together with Tibor Reels' Ted Juracsik to design the first readily available anti-reverse tarpon reel, a reel that later went on to help catch 225 world records. He was inducted into the IGFA Hall of Fame in 2003.

Billy Pate, an accomplished saltwater fly fisherman who was best known for one of his longstanding tarpon world records, died Monday (4/18/11) at the age of 81 in Islamorada. Pate, who suffered from Alzheimer's disease, fly-fished around the world for marlin, sharks and sailfish, but catching tarpon on fly was his passion.

15 years ago at TBFFC

Force Control *by Don Coleman*

Developing a casting style incorporating sound dynamic principles will allow you to cast short to medium distances. Adding an efficient double haul and developing the ability to shoot line on both the back and forward strokes will extend your range. I have listened to the theory that you do not have to make long casts to catch fish. But you and I know, deep down in our hearts, that every fish in the ocean lies just beyond our longest cast. Besides, casting is the soul of fly fishing and making long, beautiful casts is fun. In order to cast long distances, without having to "muscle" the rod, you must tap your body's two main sources of energy: Your center of gravity and your mind.

(1) The power of the mind is awesome. Concentrate on sending power from your center of gravity up through your body and arm to your target ... with relaxed muscles. Since you can only concentrate on one thing at a time, you must be careful not to switch your concentration to your casting technique, and your muscles must remain relaxed.

Stand with your casting arm extended out straight, elbow not locked, and fist extended toward a distant object. Your partner will be able to bend your arm easily by pulling down on your elbow and up on your wrist, even when you resist. Then, open your hand, extend your relaxed arm, and concentrate on sending power from your center of gravity up and through your body and arm and fingers to your target. Do not switch your concentration to what your partner is trying to do to you, or tighten your muscles to resist. The effect will be amazing. As your partner tries to bend your arm this time, it will become increasingly difficult. However, if you switch your concentration and tighten the muscles to resist, your arm will bend easily again.

(2) Your center of gravity is located two to four inches below your naval (roughly in the area of your hips). You cannot even shift your own weight from one foot to the other without moving your center of gravity. Stand up straight with your feet shoulder width apart and try to shift your weight without moving your feet or your hips. A professional golfer doesn't hack at the ball with his arm and shoulder muscles. To generate maximum force he makes his hips (center of gravity) move in the direction of his drive throughout his swing and shifts his weight from foot to foot. Take a lesson from the old track layers who had to swing a sledge hammer eight hours a day. They made a full, easy swing and simply dropped their hips as they brought down the sledge. They didn't try to "muscle" the sledge.

You will add a great deal of force to your cast with minimal effort if you assume a 45 degree stance (with the foot on your rod side back) that will allow you to move your center of gravity in line with your cast and shift your weight from foot to foot. This stance will also permit rotation of your upper body for additional power. Lead the cast with your hips. Don't cast only from the waist up.

(3) The closer you keep your casting hand and elbow to your center of gravity the more body power you can use and the greater the force you can generate with less effort. You can easily pull down your partner's outstretched arm by pulling down his wrist. It is more difficult if you try pulling down his elbow. It is extremely difficult if you try pulling down near his shoulder-which is closest to his center of gravity. You don't try to lift a heavy load with your arms outstretched. When you want to put a lot of force into a hammer blow, you keep your elbow in close to your center of gravity.

Watch Steve Rajeff aerialize 105 feet of fly line plus leader while false casting. His elbow is close to his body and his casting hand is never far from his ear.

Cast with a balanced effort and don't "muscle" the rod. RELAX your muscles. Fly casting is a beautiful sport ... Try to be graceful.

Why Didn't I Catch Anything?

By Robert Fischer

Have you ever been fishing, catching nothing and some guy comes and stands right near you and starts catching fish right away? Or worse yet, your buddy on the other end of the boat is having great luck and you're getting skunked? It can drive you crazy. Here's why.

Usually it's the small things that make the difference. Try watching that other guy and maybe you'll see what he's doing differently and maybe not. You are probably fishing too shallow and/or too fast. Most people that I see fish too fast to get their flies down to the fish. If you're catching ladyfish and jacks and he's catching trout, you are certainly fishing too fast. Try dragging your fly slowly across the bottom or use a heavier fly. This is especially true in winter. (Richard Seward taught me that one).

You might be on the wrong side of a bar or trough. Fish will usually hold on the down current side. Don't stand up current of where the fish are. Your movements can scare fish down current of you. Usually fishing down current is unproductive. Fish up current and bring the fly back to you, or fish across the current. (There are exceptions to this sometimes).

Your fly might be too big. Smaller flies catch more fish. Small flies also catch more small fish, so if you get bored with small fish, go to a larger fly. Big fish often want a big mouthful. Your fly may be too flashy or the wrong profile. Try to figure out what the local food is and use a color and size to match that. Often flies that look good in the store or in magazines just don't work. I won a fly tournament in Sarasota with a fly that looked like a 2" brown rag tied on lead barbell eyes. But it imitated mud minnows perfectly. (Paul Hawkins taught me that one).

Be careful of smells on your fly; i.e. sunscreen, bug spray, fly line cleaner, skin moisturizer, cologne, epoxy head cement or gas on your hands from filling up this morning. Even rubbing your nose or butt or petting the dog can transfer

smells to flies. You can hide the smell by rubbing mud or grass into the fly or using commercial fish scents, anise oil, WD 40 or smashing a piece of dead shrimp into the fly. (I know I just disgusted the purists out there, sorry).

Another thing that can turn off picky fish is having a leader that is too big, too short or too stiff. If you're not getting bites, go longer, smaller and softer. Jinkai and Berkley XL are about the softest monos out there. Fluorocarbon is generally pretty stiff so go very small if possible. Use a loop knot for better action on most flies. If your leader gets frayed from fish or rocks, cut it off and retie. The "frosted" look of a worn leader can turn off fish.

Try to be very quiet, especially in a boat. Sound travels fast and far underwater. Also don't rock the boat when casting since this sends out shock waves. I've found long casts to be more productive than short casts (probably related to the sound problem above). Learn to add a little distance to you regular casting.

If all else fails try offering up a sacrifice; a cold beer or two, a promise to spend more time doing honey-do's, or in extreme cases a virgin. Sometimes you just have to overcome bad karma. 🙄



The Terror that Lurks.....

I'm always slightly fearful when I exit out of Word and it asks me if I want to save any changes to my ten-page paper that I swear I did not make any changes to.

FLY OF THE MONTH

Soft Hackle Emerger

As Tied by Logan Valeri



Materials

hook: size 12-18 standard nymph or dry fly hook

thread: red 6/0 or 8/0

body: 2 strands of peacock herl

rib: small silver wire

hackle: hungarian partridge feather

head: red thread

tail: red thread

Tying Instructions

1. Attach the thread onto the hook about one eye-length away from the eye of the hook and wrap it back to the bend of the hook. Trim the excess.
2. Tie in the small silver wire, leaving a small portion of thread exposed at the tail end of the fly. The wire will help secure the peacock herl and will provide weight to the fly.
3. Tie in two peacock herls right on top of the wire, still leaving the tail end portion of the thread exposed. Move your thread to the tie-in point and trim the excess herl.
4. Take the two herls and wrap them together toward the eye of the hook. Once you have reached the original tie in point with the herls, tie them down and trim the excess.
5. Do the same with the small wire, but wrap it towards you, unlike the thread and peacock herls. This wrapping in the opposite direction better secures the body. Try to make a segmented body with the wire. Once you have reached the thread, tie it off and trim the excess.
6. Select a small Hungarian partridge feather that is white mottled with black spots. Strip off the "fuzz" and longer fibers that you will not need, exposing the stem. Take the medium sized fibers and brush them back with your fingers so that they are about 90 degrees from the stem.
7. Tie the feather onto the hook in front of the original tie in point where the herl ends. Wrap the thread in between the tip of the feather with the small fibers and the medium fibers that are 90 degrees to the stem. Make sure it is tied down with the bare stem and the medium sized fibers on top of the peacock herl body and the tip of the feathers extending in front of the eye of the hook. Trim the tip of the feather
8. Grip the feather stem with hackle pliers. Hold the pliers so that the stem is pointing straight up from the hook and brush the fibers back towards the bend of the hook with your fingers. Wrap the stem and fibers two times towards the hook eye.
9. Tie the feather off and create a neat thread head. Whip finish with either a whip finishing tool or with your fingers. Dab the head with a drop of head cement or nail polish and let it dry.
10. You have successfully created the soft hackle emerger. This fly is used for freshwater trout and pan fish. It is fished under an indicator with weight, or it is cast out into the current and stripped back with short, quick strips. 🌅

Fishing Report and Forecast

"What a great time to go fishing!"

With the weather cooperating, more fly fishers are getting out and sending me more reports. That's great and I appreciate it.

Lance Pocock and **Robert Fischer** fishing the Chaz caught 45 to 50 trout most of them were small. Robert did catch his on fly while Lance caught his on a Mini Miradine.

Capt Steve Parker fishing with **Wes Sobczak** on Wes's new flat skiff fished Weedon Island and landed a very nice trout among other species. Wes was poling for the first time and Steve enjoyed being on the front end of the boat. Reds and Snook were spotted but were too spooky to get a hook set.

Craig Smothers did an excursion with the Sarasota Fly Tyers and **Capt Pete Greenan** in the back country of Bull and Turtle Bays in Charlotte Harbor. Everyone caught fish. Highlights included trout, mackerel, redbfish, flounder, a dragon blenny, lizardfish, pinfish, catfish and Craig caught his second baby tarpon of the year.

Capt Neil Taylor reports a mixed bag of fish are being caught by kayak fly fishermen. He also reported fish being caught at the first annual Capt Mel Redfish and Trout classic. This is a non motorized fishing tournament (Kayaks) sounds like a lot of fun.

David Mullins fishing Captiva Island reports catching a few nice pompano along with trout and lady fish. Fresh water side large mouth bass are in lakes north of Safety Harbor.

Not being able to go out much due to Sherrie my wife having a complete should replacement and 13 days later a heart attack, been staying in the ponds behind my place. Small bass, blue gills, shell crackers and specs have been keeping me in shape. All caught on flies I made.

The **Sperling family, Neil, Victor and Vania** did an excursion on the Hillsborough River State Part April 10. They rented a canoe. Fishing with a 4 wt 6' rod Neil caught a "Boz Bluegill" on his second cast, and several smaller bluegills. The river is high and current very fast.

Tight Lines,
Bob Gaulin
Rjgaulin@yahoo.com
813-782-8605 🌅

Member Benefits

TBFFC is famous for its value and focus on the sharing of information, experience, and craftsmanship with its members. As a TBFFC member you will enjoy many benefits free or at nominal cost, plus enriching experiences.

- Monthly Meetings with Famous Speakers
- Fly Fishing Outings
- Fishing Trips Sponsored by Members and the Club
- Group Clinics and Workshops
- Fly Tying Lessons
- One-On-One Fly Casting Lessons
- Shirts and Hats with club logo
- 80 Page Beginner’s Basic Skills Instruction Manual
- Annual Banquet with International Speakers

These boat Captains can take you to the best fishing spots
Fly Fishing Guides

- Capt. Nick Angelo (813) 230-8473
- Capt. Sergio Antanes (813) 973-7132
- Capt. Pat Damico (727) 360-6466
- Capt. Bryon Chamberlin (813) 361-8801
- Capt. Joe Gonzales (305) 642-6727
- Capt. Rick Grassett (941) 923-7799
- Capt. Pete Greenan (941) 923-6095
- Capt. John Hand (239) 842-7778
- Capt. Wade Osborne (813) 286-3474
- Capt. Frank Rhodes (863) 967-4258
- Capt. Russ Shirley (727) 343-1957
- Capt. Keiland Smith (863) 944-7475

Fly Casting Coaches

Novice or advanced caster, one of the following coaches can assist you with your casting. Contact one convenient to your location to arrange a casting session.

South Tampa

Steve Parker.....813- 287-5583

Brandon

Neil Sperling.....813-655-5627

North Tampa

Jeff Abeles813-961-0097

Robert Fischer.....813-962-0185

Dan Lagace.....813-929-6605

Bill Murdoch 813-971-4764

Leigh West. 813-971-8697

Saint Petersburg

Capt. Pat Damico.....727-360-6466

Polk County

Capt. Frank Rhodes.....863-967-4258

Our Corporate Sponsors

These companies sponsored the Tampa Bay Fly Fishing Club. Some are members of the club. We urge you to patronize them.

- 3-WAY CONSTRUCTION CO. Robert Fischer PO Box 342774, Tampa, FL 33694 (813) 968-1505.
- AFISHIONADO GUIDE SERVICES., Capt. Wade Osborne, (813) 286-3474 , www.wafashionado.com
- ALLIGATOR BOB’S Gourmet Alligator Meat Snacks (813) 986-3008, WWW.GATORBOB.COM
- ALLSTATE FINANCIAL SERVICES L.J. Cathlineau (813) 752-2556
- AVANT GOLD JEWELERS, Jeff Abeles, 10330 North Dale Mabry, Suite 150, Tampa, FL 33618, (813) 961-0097
- AWESOME FISHING ADVENTURES, Capt. Keiland Smith, (863) 944-7475
- BARBED STEEL charters inc. Capt. Bryon Chamberlin (813) 361-8801 captbryon@yahoo.com.
- BILL JACKSON’S SHOP FOR ADVENTURE, 9501 US 19 N. Pinellas Park FL 33782, (727) 576-4169
- REDFISH LANDING GUIDE SERVICE Capt. John Hand www.RedfishLandingGuideService.com (239) 842-7778
- CAPT. RUSS SHIRLEY (727) 343-1957 www.capt russ.com
- CAPT. SERGIO ANTANES (813) 973-7132 www.REELFISHY.com
- CENTER FOR RADIATION ONCOLOGY, Kathryn Kapes, M.D., Jack Steel, M.D., Brandon, Plant City, Sun City Center, Tampa and Zephyrhills (813) 661-6339
- COPY CONTROL MANAGEMENT, INC. Donnie Cayo, Jr. 9411 Corporate Lake Dr. Tampa, FL (813) 882-3945 www.copycontrol.com
- TAMPA BAY ON THE FLY Enver Hysni 4203 W. El Prado, Tampa (813) 443-0660 www.tampabayonthefly.com
- THE FLY GUY Capt. Pat Damico (727) 360-6466 www.captpat.com
- SNOOK FIN-ADDICT GUIDE SERVICE, INC. Capt. Rick Grassett, (941) 923-7799 www.snookfin-addict.com
- SWANN’S FLY FISHING SHOP, Jim Swann, 13650 South 98 Bypass, Dade City, FL 33525, (352) 567-6029
- WALLACE B. ANDERSON, Jr. ATTORNEY AT LAW, 220 N. West Shore Blvd, Suite 220, Tampa.(813) 639-4255 wbataxlawyer@aol.com

**2011 member application
Tampa Bay Fly Fishing Club**

Your Name: _____ Date: _____

Mailing address: _____

City: _____ State: _____ Zip: _____

Hm. Phone: _____ Wk. Phone: _____

Email address: _____

Type of Membership: _____

Please Check: One Year _____ Five Year _____

Please list names you wish to include in family membership

Name: _____ Rel: _____

Name: _____ Rel: _____



Name: _____ Rel: _____

Annual Dues: \$25.00 Individual Membership
\$35.00 Family Membership
\$95.00 Corporate Single Membership
(includes one membership and Ad Space)
\$120.00 Corporate Double Membership
(includes two memberships or family membership and Ad Space in Newsletter)

Five Year Dues: \$100.00 Individual Membership
 \$140.00 Family Membership

Please make check payable to: Tampa Bay Fly Fishing Club
 C/o Rick Valeri, 1404 Oxfordshire Ct. Brandon, FL 33510

Tampa Bay Fly Fishing Club
P.O. Box 692
Brandon, FL 33509-0692


JIM SWANN'S


Complete Fly Fishing Shop
 Rods - Reels - Hand Tied Flies - Materials
 Guide Service
 Classes in Flying Tying and Casting

352-567-6029
13650 So. 98 By Pass
Dade City, Fl. 33525


CAPT. JOHN HAND


 U.S.C.G. LICENSED AND INSURED




FLY FISHING & LIGHT TACKLE CHARTERS
 FLY CASTING INSTRUCTION
 SOUTH TAMPA BAY, FLORIDA

REDFISH • SNOOK • SHARK • TARPON


239-842-7778


www.RedfishLandingGuideService.com


License Number
CGC037643

Robert Fischer
813-495-5685

P.O. Box 342774 Tampa, FL. 33694



Fly Fishing and Tying
 Equipment, Instruction, and Adventures

Enver Hysni
 Cell 727.504.4062
 enver@tbof.com

4203 W El Prado Blvd
 Tampa FL 33629
 Phone 813.443.0660
 Fax 813.443.0662

www.tampabayonthefly.com