




**Next meeting 6 Dec 2017
0600 PM to 0900 PM**

Annual Holiday Party

Please come and join our party to celebrate the holidays with good friends and food. We will serve our special “grits and grunts” freshly caught by Robert Fischer and friends. You may bring an appetizer, salad or desert of your choice and we will provide beverages. Also bring items to sell or swap to make room for all your new fishing stuff. Finally, bring a funny, weird or nice gift to participate in a “white elephant” gift (\$10-\$15) exchange. See the official rules for this on page 2.



White Elephant Exchange

Players draw names to determine what order they will go in

The first player selects a gift from the pool and opens it

Make sure everyone can see the gift!

The following players can choose to either pick an unwrapped gift from the pool or steal a previous player's gift. Anyone who gets their gift stolen in this way can do the same – choose a new gift or steal from someone else.

To keep things moving along, there are a couple of limits on gift swapping:

A present can only be stolen once per turn, which means players who have a gift stolen from them have to wait to get it back.

After three swaps, the turn automatically comes to an end (otherwise things could drag on for a *long* time).

Three Swaps and *the Gift is Out*. If a present gets stolen three times, it's out of the game and the person who holds it gets to walk away with it.

After all players have had a turn, the first player gets a chance to swap the gift he or she is holding for any other opened gift. Anyone who's gift is stolen may steal from someone else (as long as that person hasn't been stolen from yet). When someone declines to steal a gift, the game comes to an end.

Note that for this last "extra" turn, the three-swap rule doesn't apply. Players can keep swapping until someone decides to stand pat, or there are no other eligible people to steal from.

Directions to Our Meetings (6:00pm): From I-75---Take Bruce B. Downs exit from I-75; go west 2 miles to traffic light, turn left on to Tampa Palms Blvd., then left on Compton Drive, and right at Compton Park. From I-275---Take Bearss East to Bruce. B. Downs; then Bruce B. Downs east/north to Tampa Palms Blvd. Rt. on Tampa Palms, then left on Compton Drive and right at Compton Park.

December President's message

Welcome to December and the start of our winter fishing. Check out our fishing report for the latest spots and techniques.

Thanks to **Patty and Denise** for their presentation on trout fishing in Colorado and Wyoming. Thanks to Ted for tying Pat's Rubber Legs for our trip to S. Carolina.

I have a lot of pictures this month from club members on our Mexico trip, Chattooga trip, Abaco and our Big Gun; so check them out.

Layne (Smitty) Smith is recovering from bypass surgery and resting at home. Please keep him in your prayers and we will welcome him back to the club soon.

I have a new cell phone number: **813-853-5870.**

// Walt Durkin



EVENTS

- Dec 8: Play hooky at the hatchery
- Dec 9: Don Coleman Memorial
- Dec 16: Casting Clinic

OFFICERS AND DIRECTORS

President: Walt Durkin 813-476-7128

Walt.durkin@aol.com

Vice President: Ted Hagaman 813-920-7863

Treasurer: Rick Valeri 813-681-9143

Secretary: Dick Miekka 727-866-8682

Directors

Patty Anderson 813-960-8523

Denise Bruner 813-989-2909

Bryon Chamberlin 813-361-8801

Pat Damico 727-504-8649

Robert Fischer 813-962-0185

Bruce Anderson 813-960-8523

Rick O'Hara 813-238-6763

TBFFC NEWS & NOTES

Chattooga River Trip: Ten club members enjoyed our trip this S. Carolina last month. We fished four days for rainbows, browns and brook trout. The weather and stream conditions were great and we had loads of fun while avoiding any mishaps. Thanks to new member, **Chris Tripoli**, who came along and shared his trout skills. The “Mop Fly” proved to be a super attractor pattern fished with bead head nymphs. Thanks to **Ted Hagaman** for arranging the cabins and for showing us around the streams. This has become an annual trip and we are looking to return perhaps in May for the end of the catch and release season.

Suncoast Fly Fishers holds its annual Don Coleman Invitational outing on December 9 at Fort DeSoto Park. TBFFC and Mangrove Coast members are invited. We'll all meet up at Pavilion 5 in the North Beach area for lunch at 1145. Come early for coffee at 10:45. We'll also have a target-casting competition.

FFI Florida Council Expo Update. The Fly Fisherman International (FFI) is exclusively dedicated to fly fishing. The FFI and the Florida Council work to promote our sport through conservation and education. Our club is an affiliate member of the Florida Council and I encourage you to consider joining the FFI. Please check out their web site at <http://www.ffi-florida.org/>. Senior membership is \$25 a year. Meanwhile, the date for the next **Expo is 9-10 February 18** at Plantation in Crystal River. That is a Friday/Saturday and the Expo will have exhibits, classes and numerous vendors. Special room price for FFI attendees.

Tampa Bay Wade Fishing Guide Updated. Go to our website (tbffc.org) and click on the Article tab and then click on the guide. It has tips on where and how to wade fish Tampa Bay. Email feedback to me at walt.durkin@aol.com.



The BIG GUN SHOOT-OUT

Eight teams enjoyed participating in our Big Gun this year. The weather was great with clear skies and mild winds. Thanks to all members who came to set up and help with scoring. Special thanks to **Joe Welbourn of Carbon Marine, Dave Chouinard of Simms Fishing and to Tampa Fishing Outfitters**. These sponsors brought enough raffle items for everyone to get something. Please shop with them for great products.

Team Juice took home the honors with best team, best individual and longest cast. Team consisted of Greg Peterson, Dave Chouinard, and Dave Olson. Dave Olson won the “Big Gun” cast at 132.5 feet and Greg scored 480 out of 500 for top individual caster. Well done guys!

Winning team: Greg Peterson, Dave Chouinard, Dave Olson pictured right with trophies and smiles.





Participants eating lunch, thru the hoop station, our intrepid scorekeeper, Dick Miekka p.s. hoop is smaller then it looks!



Ted giving instructions, Leigh ready for Big Gun cast, Joe Welbourn looking over raffle items.

Fly Casting Clinic, Saturday, Dec. 16, 2017

Location: Egan Field @ 9101 Blind Pass Road in St. Pete Beach, FL 33706.

This session is also open to the public but they must register with St. Pete Beach Community Center in person at 7701 Boca Ciega Drive, St. Pete Beach, FL 33706 or by calling 727-363-9245. It is free for all Fly Fishers International members. Non-FFI members \$35, which includes membership to FFI. St Pete Beach community members are free but they must sign up with the recreation center. We will then contact them to become FFI Members.

Suncoast Fly Fishers will host a Fly Casting Clinic, taking turns with Tampa Bay Fly Fishing Club with two Master Casting Instructors (MCI) – Dayle Mazzarella and Pat Damico -- who will be assisted by other well known instructors and casters in the Tampa Bay area, Leigh West and Steve Parker. Additional IFFF Instructors will be available.

Registration is at 8:00 am. The course starts PROMPTLY at 8:30 am and continues until approximately 3 pm. We will have some equipment for those who need it, so pre-registration is very helpful. A 5-wt. to 8- wt. rod with a 7-8 ft. leader is recommended. Bringing your own is recommended so the instructors can check to see if it is balanced. We will have leader material, yarn fly, name tags, etc. We will familiarize participants with the format, layout, schedule, etc.

Schedule: 8 am – Check in, coffee and donuts

8:30 am – Basic casting principles and execution. This portion is designed to help beginners learn to make basic casts and understand the principles involved. In addition, more experienced casters will learn how to teach friends and family. A handout of the principles and drills will be provided. Even experienced casters will find this portion helpful in reviewing the basics which, in turn, will help prepare for the more advanced casts later in the day.

DRILLS: Grass Drill, Pick-Up and Lay-Down, False Casting, Feeding Line, Roll Cast, Roll Cast to Pick Up and Feed. Each drill will have an advanced challenge for those pushing their limits.

11:30 am BREAK • 11:45 Split into groups- Introduction to the IFFF Casting Instructor Program - Saltwater Quick Casting, Double-Haul, Advanced Distance Casting, Roll cast, Accuracy and Mending

1:00 LUNCH provided by Suncoast Fly Fishers

1:30 pm, Repeat 11:15am Groups lead by an instructor, you can rotate through different venues for one on one instruction


2:15 BREAK • 2:30 Fun Casting Drills

Please register at meetings, or call Tom Gadacz (706) 726-7899, or Pat Damico (727) 504-8649.

Tips for TBFFC

Capt. Pat Damico. Can't get a straight layout of line while fly fishing?

When I recently met two candidates for a follow up casting lesson, they wanted me to do it on their flats boat to simulate fishing conditions. They had two high end balanced outfits and the first rod they were casting would not allow them to get a straight line layout from fly to rod tip. There was some wind. I first shortened their 12 foot leader to about 7 feet getting rid of about 5 feet of the very light tippet end. The 1/0 bulky deer hair body fly was light when dry, but when wet and water logged was like casting a miniature feather duster. I put on a smaller synthetic fly. Those two changes allowed them to get a nice layout of line without any other adjustments.

Pat Damico, MCI 

Random Thoughts from the Tying Bench By C.W. "Don" Coleman

The art of fly tying is in your choice of materials and tying methods so that your fllies will appear alive, whether at rest or being retrieved.

Flies that do not have that essential spark of life are usually effective only with a strip retrieve, which is seldom productive when fish are feeding on the "drift".

Learn to take pride in your fly casting and your fly tying. If you can't, practice until you can.

P.S. We celebrate Don's memory at the Don Coleman Memorial on 9 Dec at Ft Desoto with the Suncoast Fly Fishers.

Wooly Bugger by Denise Bruner

Materials

Body - cactus chenille medium
pearl and one webby feather

Hook - Gamakatsu SP11-3L3H
#4

Eyes - Lead XS

Tail - Root beer marabou



Tying Sequence

Lay a base wrap on the whole length of the hook to the beginning of the hook bend and advance the thread to about 1/8th behind the hook eye and tie in the eyes on top of the hook. Go back to the hook and tie a bunch of marabou as a tail about one hook length long.

Tie in the base of the feather in front of the tail then the chenille. Palmer the chenille around the hook, up to the eyes, where it is tied off.

Palmer the feather around the body up to the hook eye and tie it off. Whip finish and use head cement to finish the wraps at the head.



Mexico Trip:
Clockwise:
Dale Garcia,
Greg
Stepanski,
Rich Gorden,
Julian Belisle



Ted Hagan with his first permit on the fly in Mexico



Club members fishing the Chattooga River, S.C. on a nice fall day.





Chris walking a log over the Chauga, fly tying duty in the barracks, Robert with a brook trout in spawning colors, Denise and Robert wading.

Chattooga Apple Pie

Peel and slice 6 large Granny Smith apples

Place apples in a large bowl and toss in 1/2 cup sugar and 1 Tbsp of cinnamon

Unroll a Pillsbury pie crust in a 9" pie pan and fill with prepared apples

Unroll 2nd pie crust and place over apples and crimp two crusts together around the perimeter of the pan

Pierce the top crust 5-6 times with a fork

Place pie in an oven preheated to 350 degrees and bake for 1 hour

Serve with ice cream of your choice

P.S. We enjoy this pie on our annual trout fishing trip to the Chattooga River along the Georgia/S. Carolina border. Our pie chef, Ted, serves the first slice to a hungry angler.





Bryon Cahmberlin with a bone fish while fishing in Abaco, Bahamas; **Rich Gorden** finished 3rd place in the flyfishing division earlier in November in the Redsnook Charity Release tournament in Naples; **Brian Stepanski** with a snook on the fly (left).

Pew Trust Seeks to Protect Forage Fish

As you know, a major part of Pew’s work is aimed at protecting forage fish. These small, schooling “baitfish,” such as sardines and mullet, are food for tarpon, redfish, bottlenose dolphins, grouper, and other coastal fish and wildlife. In this way, forage fish help make Florida the “Fishing Capital of the World” and a global destination for scuba diving, birding, and fresh seafood. But, for all their importance and vulnerability, we know relatively little about Florida’s forage fishes.

In order to help address this scientific shortfall, the International Game Fish Association – Pew’s partner in forage fish conservation and leader of the Florida Forage Fish Coalition – kicked off a “School Up for Forage Fish” crowdfunding campaign. The campaign seeks to raise \$15,000 to fully fund a new Florida Forage Fish Research Program fellowship in 2018. The year-long, student-led fellowship will help the state’s fish and wildlife managers answer some of the most pressing questions regarding forage and their relationship to predators.

I hoped you would join me in making a [tax-deductible contribution](#) to this worthwhile cause and sharing this information with the Club in the newsletter and on social media, and with friends and family you think would help. This crowdfunding campaign ends December 31, 2017. Please visit the [crowdfunding page](#) to learn more about this great program and feel free to give me a call 202-590-8954.

Cameron Jaggard

Principal Associate, U.S. Oceans, Southeast

The Pew Charitable Trusts, 202-590-8954, cjaggard@pewtrusts.org

Directions to the Hatchery

FWC Stock Enhancement Research Facility (Fish and Wildlife Depart – to Map Quest)

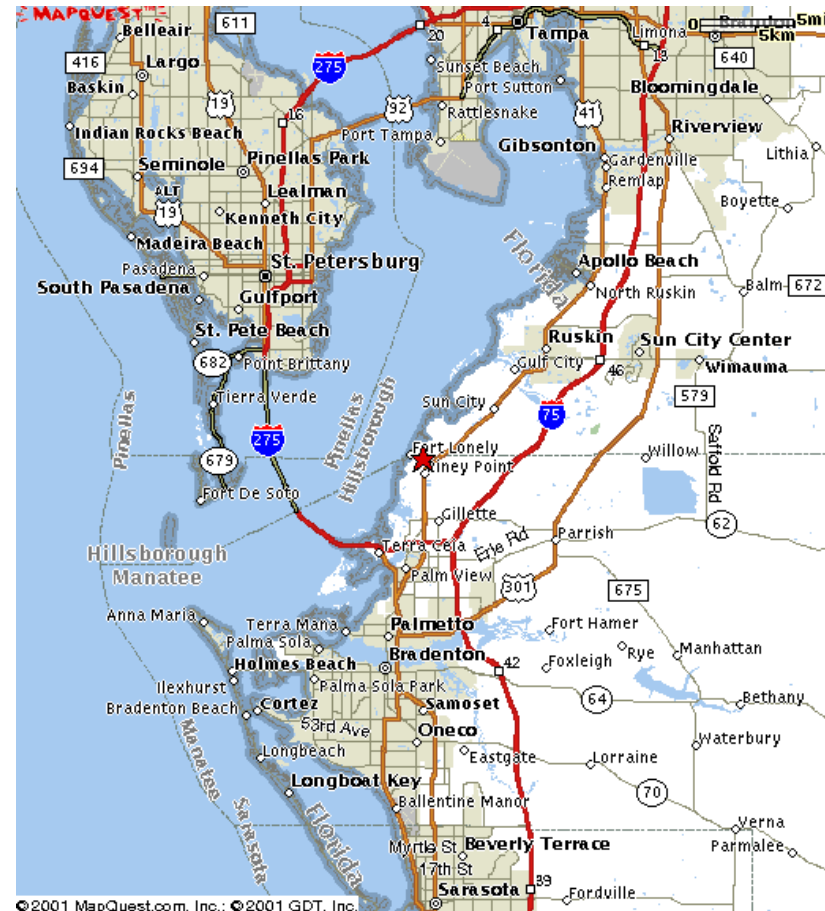
14495 Harlee Road, Palmetto, Florida 34221 (941) 723-4505

Located at Port Manatee on Highway 41 – 7-miles north of Palmetto, FL

From St. Petersburg, FL, Take I-275 South across the Skyway Bridge and stay in the left two lanes of I-275; once you're about 0.25-mile beyond the toll booth on the south side of the bridge (Manatee County). Stay on I-275 until you see Exit 1 Port Manatee- 2-3 miles from the bridge. Get off on Exit 1, go down the ramp, turn north on to Highway 41 (you'll go under the overpass of I-275).

Proceed north on Highway 41 for about 4-miles and be looking for the white water tower on the left side of the road. Turn left on to Piney Point Road, which is the north entrance for Port Manatee. You will cross over two sets of RR tracks. Turn right after the second set onto Harlee Road. Look for green sign with FWC logo. The hatchery is ~ 0.8-mile from the Piney Point/Harlee Road intersection.

Proceed east on Harlee Road for about a 0.25-mile and then the road will curve to the north. The facility is on the left (west) side of the road. Look for the lime-green colored billboard near the road. There's a prison on the right side of Harlee. Pull up the main office (gray) trailer and let the front office know you'll be harvesting Spartina.



©2001 MapQuest.com, Inc.; ©2001 GDT, Inc.

Fishing Report and Forecast

“What a great time to go fishing!”

Capt. Pat Damico provides this report from his Captain’s Corner. Fly Fishing Success Possible, Even In Wind

When your day to fly fish arrives, do you hope for a day without wind? Knowledgeable fly fishers know there are many ways to deal with different wind situations. Avoid open water, and select an area that offers protection. Stay close to shore and use many of our bays, the high banks as we see on some rivers, trees, mangrove shorelines, buildings and canal systems. Check wind conditions the day before and plan your trip on paper. Morning easterly winds are frequently followed by winds from the west. A large narrow bay that runs north to south often provides protected fishing all day. Begin on the eastern side in the morning and fish the west side in the afternoon. Explore docks and canals, concentrating on points where tidal flow is optimum. Know where there are grass flats with sand holes and dropoffs. A bow-mounted electric motor controls speed and direction. Employ your preferred anchoring system carefully when a concentration of fish is found. Use a fast action rod, a 7 1/2-foot or shorter leader with a 20-pound tippet. Downsize flies and reduce their weight to make casting and turnover easier. A chop on the water will allow you to get closer to the fish. If the wind has affected water clarity, use darker flies. Baitfish patterns size 2-4 are best. Pat Damico charts lower Tampa Bay and can be reached at captpat.com and (727) 504-8649.

Capt. Rick Grasset reports with the water temperature in the low 70’s, action with Spanish mackerel, albies, tripletail and cobia in the coastal gulf should continue. There should also be good action with trout and more on deep grass flats of Sarasota Bay. Shallow water action for snook, trout and reds is improving due to cooler water. Fishing lighted docks and bridges in the ICW for snook with flies and DOA Lures should also be a good option.

Kayak guide Neil Taylor reports full fall action is finally here. Water temperatures finally dropped. The feeding accelerated. With the arrival of fall we have new opportunities. Bluefish have become a primary target. Large trout are becoming easier to catch. Redfish opportunities are better. These are great months we have ahead.

Club member Denise Bruner: I went fishing with **Chris Hargiss** November 25 on the east side of Tampa Bay and had a half dozen fish; Snook, Redfish, Sheepshead and even a 30 LB Cobia follow my fly but did not connect! Maybe next time! It was a great day on the water just the same, I have visions of redfish instead of sugarplums now.

Jack Hexter reports mackerel are thick in 8-10’ of water just North of Anclote. Took a friend out today and caught a bunch, about 10 on the fly and a lot more on the spinners. Biggest was 20” If you want some fun and constant action, anchor up and hang a chum bag. If you chum, they will come

Our new traveling club flags are on the move! **Walt and Ted, Fernie, B.C.;** **Bruce and Patty Anderson** took one to Colorado; **Walt and Frank** in the Amazon; lower right **Costa de Cocas, Mexico, 2017**



2017 CALENDAR OF EVENTS

- 13-15 Jan Shad Outing St John's River
- 23 Feb – 3 Mar Brazil Peacock Bass trip
- 25 Mar – 1 Apr Two Boys Inn, Andros Island, Bahamas
- 1 Apr Suncoast Fly Club banquet
- 8 Apr Cypress Park outing
- 13 April CCA Banquet
- 7 May Club Banquet, Hunter's Green
- 17 June Lake Calm Freshwater Outing
- 7-8 Oct Florida Sportsman Expo
- 9-10 Feb 2018 FFI Enclave, Crystal River
- 21 – 28 Oct Mexico: Costa de Cocas trip
- 21 Oct Carl Hanson Outing, Hillsborough River
- 5 Nov Big Gun, Picnic Island
- 6 Dec Members Year End Party
- 8 Dec Play Hooky at the Hatchery
- 9 Dec Don Coleman Outing, Ft Desoto
- 16 Dec Fly Casting Clinic

Member Benefits

TBFFC is famous for its value and focus on the sharing of information, experience, and craftsmanship with its members. As a TBFFC member you will enjoy many benefits free or at nominal cost.

- Monthly Meetings with informative speakers
- Fishing Trips Sponsored by Members and the Club
- Group Clinics and Workshops
- Fly Tying Lessons
- One-On-One Fly Casting Lessons
- Shirts and Hats with club logo
- 80-page Beginner's Basic Skills Instruction Manual
- Annual Banquet

Fly Fishing Guides

- Capt. Nick Angelo (813) 230-8473
- Capt. Pat Damico (727) 504-8649
- Capt. Bryon Chamberlin (813) 361-8801
- Capt. Rick Grassett (941) 923-7799
- Capt. John Hand (239) 842-7778
- Capt. Frank Rhodes (863) 967-4258
- Capt. Greg Peterson (423) 432-1973

Fly Casting Coaches

Dade City

Jeff Janecek.....352-588-3866

South Tampa

Steve Parker.....813-287-5583

Walt Durkin.....813-476-7128

North Tampa

Robert Fischer.....813-962-0185

Dan Lagace.....813-929-6605

Leigh West813-971-8697

St. Petersburg

Capt. Pat Damico.....727-504-8649

Polk County

Capt. Frank Rhodes.....863-967-4258

Corporate Sponsors

These companies sponsored the Tampa Bay Fly Fishing Club. Some are members of the club. We urge you to patronize them.

- 3-WAY CONSTRUCTION, Robert Fischer PO Box 342774, Tampa, 33694, (813) 495-5685.
- ALLIGATOR BOB'S Gourmet Alligator Meat Snacks, (813) 986-3008, WWW.GATORBOB.COM
- BARBED STEEL CHARTERS, Capt. Bryon Chamberlin, (813) 361-8801, captbryon@yahoo.com..
- REDFISH LANDING GUIDE SERVICE, Capt. John Hand www.RedfishLandingGuideService.com, (239) 842-7778
- THE FLY GUY, Capt. Pat Damico, (727) 504-8649 ,w ww.captpat.com, pat4jaws@hotmail.com
- SNOOK FIN-ADDICT GUIDE SERVICE, Capt. Rick Grasset, (941) 923-7799, www.snookfin-addict.com
- SWANN'S FLY FISHING SHOP, Jim Swann, 13650 South 98 Bypass, Dade City, 33525, (352) 567-6029
- Carbon Marine, 3916 W. Osborne Ave. Tampa Fl, 33614, 813-870-1234
- Tampa Fishing Outfitters, 3916 W. Osborne Ave, Tampa, FL; 813-870-1234, tampafishingoutfitters.com
- Dave Chouinard, Simms Fishing, 732-610-9700, Fax: 727-953-6296 ; Dave@ChouinardOutdoor.com

Tampa Fishing Outfitters

Largest tackle shop on the West coast of FL – great fly fishing gear

3916 W. Osborne Ave. Tampa Fl, 33614

Phone: 813-870-1234

Website: tampafishingoutfitters.com

Carbon Marine

Inshore fishing boat accessories, push poles and repair

Joe Welbourn

(813) 928-9887

jwelbourn@carbonmarine.com



alligator bob's
PREMIUM MEAT SNACKS

Robert "Alligator Bob" Young

P. O. Box 522 Thonotosassa, FL 33592-0522

Ph: (813) 986-3008 Order online!
Email: gatorbob@gatorbob.com gatorbob.com



Salt Flies

Custom Built Saltwater Flies

CRAIG SMOTHERS PHONE: (941) 266-5209
5526 SHADY BROOK TR. EMAIL: SALTFLYS@GMAIL.COM
SARASOTA, FL. 34243 WEBSITE: WWW.SALTFLYS.COM



Spin Tackle

Fly Tackle

The Fly Guy


Capt. Pat Damico

2981 E. Vina del Mar Blvd.
St. Pete Beach, FL 33706

Tel. 727-504-8649

Hpp://captpat.com

pat4jaws@hotmail.com



License Number
CGC037643

Robert Fischer

813-495-5685


P.O. Box 342774 Tampa, FL. 33694



Barbed Steel Charters, Inc.

Specializing In Fly Fishing Along Florida's West Central Gulf Coast

Capt. Bryon Chamberlin
(813) 361-8801
captbryon@yahoo.com
www.barbedsteel.com



JIM SWANN'S

Complete Fly Fishing Shop
Rods - Reels - Hand Tied Flies - Materials
Guide Service
Classes in Flying Tying and Casting

352-567-6029 13650 So. 98 Bypass
Dade City, Fl. 33525

Chouinard Outdoor Associates, Inc

Southeast representative for **Simms** fishing products

Phone: 732-610-9700
Fax: 727-953-6296
Dave@ChouinardOutdoor.com

2018 Member Application
Tampa Bay Fly Fishing Club

Name: _____

Date: _____

Mailing address: _____

City: _____ State: ___ Zip: _____

Hm. Phone: _____ Wk. Phone: _____

Email address: _____

Type of Membership: _____

Please Check: One Year _____ Five Year _____

Please list names you wish to include in family membership

Annual Dues: \$25.00 Individual Membership

\$35.00 Family Membership

\$95.00 Corporate Single Membership

(includes one membership and Ad Space)

\$120.00 Corporate Double Membership

(includes two memberships or family membership and

Ad Space in Newsletter)

Five-year dues: \$100.00 Individual Membership

\$140.00 Family Membership

Please make check payable to: Tampa Bay Fly Fishing Club C/o Rick Valeri, 1404
Oxfordshire Ct. Brandon, 33510