




**Next meeting 7 Dec 2016
0600 PM to 0900 PM**

Annual Holiday Party

Please come and join our party to celebrate the holidays with good friends and food. We will serve our special “grits and grunts” freshly caught by Robert Fischer and friends. You may bring an appetizer, salad or desert of your choice and we will provide beverages. Also bring items to sell or swap to make room for all your new fishing stuff. Finally, bring a funny, weird or nice gift to participate in a “white elephant” gift (\$10-\$15) exchange. See the official rules for this on page 17.



Directions to Our Meetings (0530pm): From I-75---Take Bruce B. Downs exit from I-75; go west 2 miles to traffic light, turn left on to Tampa Palms Blvd., then left on Compton Drive, and right at Compton Park. From I-275---Take Bearss East to Bruce. B. Downs; then Bruce B. Downs east/north to Tampa Palms Blvd. Rt. on Tampa Palms, then left on Compton Drive and right at Compton Park.

PRESIDENT'S MESSAGE

Welcome to December and good winter fishing. Be sure to check the tide charts to fish our super-low winter tides.

Thanks to **Gina Russo** for speaking to us on the important work she and other scientists do out at the hatchery. And, thanks to **Mike Perez** for tying his spoon fly. Find instructions in the newsletter on page 6.

Ten club members had a great time on the Chattooga fishing for trout in November. Special thanks to **Ted Hagaman** for sponsoring the trip.

Our **Big Gun** went well this year thanks to the hard work of many club members and to our participants. Thanks to all and we welcome suggestions on how to improve this event.

Try to remember to check out and update our Facebook page. Anyone can view the page without signing up for Facebook. Just go to Facebook.com and search for TBFFC. Email **Rick O'Hara** flyguy47@verizon.net and he will add your photos for you if you can't figure it out. Please note my new email: walt.durkin@aol.com

// Walt 

EVENTS

- Casting Clinic, Picnic Island, 3 Dec
- Big Gun, Picnic Island, 20 Nov
- Hooky at the Hatchery, 9 Dec

OFFICERS AND DIRECTORS

President: Walt Durkin	813-476-7128
walt.durkin@aol.com	
Vice President: Ted Hagaman	813-920-7863
Treasurer: Rick Valeri	813-681-9143
Secretary: Dick Miekka	727-866-8682
Directors	
Patty Anderson	813-960-8523
Denise Bruner	813-989-2909
Bryon Chamberlin	813-361-8801
Pat Damico	727-504-8649
Robert Fischer	813-962-0185
Bruce Anderson	813-960-8523
Rick O'Hara	813-238-6763

2016 TBFFC MEETING DATES

This month's meeting is **7 December** from 0530 to 9 PM.

TBFFC NEWS & NOTES

Club Flag Project: **Patty Anderson** has completed our club flag project and we have six flags ready to travel the world on your fly fishing adventures. You can check out a flag at any meeting for your travels. Just promise to take a picture showing your location and a great catch on the fly if possible. Our flag traveled to the Oconee St Park in S Caroline to trout fish. Here are Ted and Frank in front of our cabin fireplace.



Costa de Cocas Mexico Trip 29 Oct -5 Nov. Ten club members enjoyed another annual trip to Mexico this year. Despite rather poor weather most of the week we enjoyed the fishing, friends, food and guides. Our hosts were gracious and accommodating and our guides worked hard to make the best of the clouds and rain we battled. Capt. Frank and Andy Contantinou caught permit on the first day showing how easy it can be. We also caught good numbers of bonefish and some tarpon. Several barracuda were brought to hand and turned into ceviche. We got in one rousing game of horse shoes - ending in a tie - to be broken next year. We finished the trip with our traditional hog snapper feast on Friday night. Thanks to **Capt Frank** for organizing the trip and taking care of all of us. We are scheduled to go again next year during the last week of October. Let Frank know if you want to go.

Hatchery Outing 9 Dec: Arrive at 0800 to check in at the office and fish the retaining pond. Use a 7-9 rod and small weighted flies on the bottom for snook, trout and reds. Sign up in December or email walt.durkin@aol.com. Lunch and drinks provided. Directions on page 16.

TBFFC NEWS & NOTES, CONT.

Chattooga River Trip. Ten club members went on our trip this year 13-18 November and had a great time. We all stayed in the log cabins at the Oconee State Park in S. Carolina. The Chattooga, a Wild and Scenic River, is fairly easy to wade and really beautiful. We fished the delayed harvest season (catch and release) for rainbows, browns and brook trout and caught several hundred fish. Finding a good spot in the river seemed key and usually led to multiple hookups. We fished both wet and dry flies and usually had an afternoon hatch of some sort. The river was low with easy crossings and wading. We also fished the nearby **Chauga** one day and survived rough terrain. This was a smaller, remote river with tougher access. Nevertheless, we were rewarded with good fishing in clear, cool water. Many of the leaves were still on the trees and really beautiful in their fall colors. Special thanks to **Ted** for setting it all up and showing us the ropes on the rivers. We cooked in our cabins and shared good food, drink and stories each night. We will plan another trip back next fall.

Casting Clinic on Picnic Island 3 Dec. Please join us for this casting clinic hosted by Capt. Pat Damico. Pat and club members to include Dayle Mazzarella, Steve Parker and others will provide expert instruction. This event supports the Federation of Fly Fishers and is free to all who are FFF members; so, please join. Come along and fine tune your casting and we will provide lunch and drinks. Registration is at 8:00 am. The course starts PROMPTLY at 8:30 am and continues until approximately 3 pm. We recommend bring your own rod so the instructors can check to see if it is balanced. We will have leader material, yarn, name tags, etc. We will familiarize participants with the format, layout, schedule, etc.

Big Gun Results: The club hosted our annual Big Gun to good attendance again this year. Thanks to all the club members who helped organize, set up and score. Special thanks to **Joe Welbourn of Carbon Marine** and to **Dave Chouinard of Simms** for donating free raffle items. Everyone enjoyed testing their skill against the course and other competitors. **Capt Bryon Chamberlin** was the long distance champ this year narrowly beating out tough competition. We hope everyone had a good time and will come back next year.



Tips for TBFFC

Here is a tip from **Saltwater Sportsman**:

Shoot for Distance: Anglers should always use a minimum of false casts to make a delivery; most good anglers can make a great presentation in two false casts or fewer. The key to reducing false casts is to shoot for distance. Think of your false casts as a means of getting enough line out of the rod tip — with enough line speed — to carry the running line to the target. To make an 80-foot cast, don't try to carry it all in the air. Instead, false-cast 40 feet in two false casts, and then shoot the remainder of line on the third.

RANDOM THOUGHTS FROM THE TYING BENCH

Don Coleman

DOUBLE GURGLERS – Jack Gartside, fly tyer extraordinary, has improved on his widely successful Gurgler pattern, a surface commotion fly. Building hard bodied poppers may be your idea of fun but it is not fly tying. Jack uses his gurgler when the wind is low and the surface of the water is relatively unruffled or when the fish are lethargic or when they need a little stirring up. It beats throwing rocks in the water to wake them up. Jack claims that in one year he caught over 3000 stripers and fully one third of them on a gurgler. His double gurgler utilizes 1/16 inch thick Fun Foam from a craft shop instead of the harder 1/8 inch foam from a fly shop. You can glue two layers of Fun Foam together with rubber cement to make the thicker foam. The new design uses a four or six feather flatwing tail tied curved side down over a platform of white bucktail, but without an uplifting support hackle. Pearl Flashabou is then tied over the tail. The body consists of mylar picked out to form a rough, sparkly body, which is ribbed with a white saddle hackle. I can visualize using Pearl Sparkle Chenille for the body with the hackle rib. The 1/8 inch thick shell is rounded at the back and tied in flat over the bend of the hook. The shell is pulled forward over the body—stretching it a little--and tied in behind the hook eye, leaving about ¼ inch projecting upward to create a gurgle when retrieved—just like the original Gurgler. The forward projection can be trimmed close to create a slider. Jack says, “It brings fish up from depths you wouldn't believe.

Cave's Wobbler by Mike Perez

Materials

Hook - Mustad 34007, #1

Mylar tubing - X-large Gold

Eyes - Extra large bead chain

Tail - Gold Krystal flash and orange buck tail

Epoxy - 5 minute

Thread - 3/0 monocord

Tying Sequence

Wrap thread back to hook bend and tie in small bunch of Krystal flash, about 1 1/2 times the length of the hook.

Tie in a small bunch of buck tail, about 1/2 the length of the hook.

Cut a piece of Mylar about 1 1/4 the distance from the hook bend to the hook eye.

Tie the Mylar off at the hook bend, leaving about 1/4in. extending past the tie end point around the hook bend. Cut the thread at this point.

Mix a small amount of epoxy.

As soon as the epoxy is mixed, angle the hook in the vise so it is pointing almost vertically and use a toothpick to apply it inside the tubing, coating it thoroughly.

Turn the hook in the vise so it is horizontal again and start using your thumbs and forefingers on both sides to flatten it, with the rear being wider than the front, with the middle being the narrowest (it should look like a peanut shell).


Tie off the Mylar at the hook eye then cut off the thread.

Tie in the eyes on top of the hook at the bend and cut off the thread.

Coat the top of the fly with epoxy and let it dry.



The Chattooga in Her Fall Colors



The Chattooga fishing party from the left: Walt, Bruce, Patty, Ed, Denise, Frank, Rick, Ted and Nick

Photo by Robert Fischer





Rick Fender's iPhone surround photo above during dinner in the cabin.



Ted's rainbow above, Frank at rest. Yes to Internet, but no TV thank goodness. Next page: Ted dry fly fishing, Frank at lunch, group shot, nice rainbow trout.



Mexico pictures by **Buddy Stokes**

Mark with a bone fish, enjoying snacks and drinks after fishing, getting ready to go, and the typical weather for the week; clouds and rain.





Capt Rick Grassetto guided his clients to a mixed bag of fall fish in and around Sarasota Bay. Club member **Greg Rogers (lower left)** got a nice blue fish, trout and a gag grouper on the trip he won at our club meeting. Way to go Greg!



Our new traveling club flags are on the move! **Bruce and Patty Anderson** took one to Colorado and **Walt and Frank** took one to the Amazon. Lower right with our trout gear in **Oconee St Park, S. Carolina**.



Fishing Report and Forecast

“What a great time to go fishing!”

Capt Pat Damico provides this report from his Captain’s Corner. The cold winter of 2010-11 devastated the local population of jack crevalle and other tropical species, including snook. Once plentiful, jacks provided excitement that most long-rod enthusiasts could depend on. The roar from a school crashing baitfish frequently interrupted our pursuit of local game fish. Scorned because of poor table appeal, they were made for anyone who wanted a fish that would hit anything looking like a fleeing meal and pulled like you hooked a dragster. They don't feed on slack tides, often appearing when water is really moving. Points, docks and bridges that hold bait are good places to look. Trout fishers recently had frequent doubles as they cast to bait-chasing schools, resulting in one broken 8 weight. High sticking or using the middle of the rod as a lever spells disaster for fly rods. Size can be more than 10 pounds so rig appropriately. A 9 weight with a weight-forward floating line, adequate 20-pound backing and a leader that sports a 25- to 30-pound hard mono bite tippet will work. Synthetic baitfish patterns the size of what you see in the water with hooks that don't bend under steady pressure should have the barbs crimped for easy release. Strip set the hook with authority to penetrate hard mouths. Keep rod tips close to the water to apply steady pressure on hooked fish. Your connection between fly line and backing must be smooth so it doesn't catch on guides.

Kayak guide Neil Taylor reports action has hit a wintertime pattern with cooled waters and happy fish. If you can navigate the wind, you can have some excellent opportunities. Red tide remains a problem and the south shore of Tampa Bay is not a good choice right now. A pesky bloom has loomed for six months, but areas away from the south shore are pretty good. The redfish action is fantastic in specific locations. Trout action, same thing, it is very good if you know where to go. The next six months should be some easy fishing.

Walt Durkin reports fishing should be good on our low winter tides. We fished Cypress in late November one morning and found a few reds with some tailing, but no luck catching these spooky fish.

Capt Rick Grassetto reports trout, blues and more on deep grass flats and snook, reds and larger trout in skinny water should be good options. Night snook fishing around lighted docks and bridges in the ICW with flies and DOA Lures should also be a good option. There may be some action in the coastal gulf with false albacore (little tunny) as the water cools down and baitfish school up along the beaches. Tripletail should also be a good option since stone crab traps are now in the coastal gulf, increasing the amount of available structure for them.

You may find Reds in potholes or along the edges of flats and bars when the tide is low. They may also tail on shallow grass flats of Sarasota Bay, lower Tampa Bay or Gasparilla Sound on negative low tides. Lightly weighted flies, like Clousers or my Grasset Flats Minnow, will work well in that situation. Weed guards are important when targeting reds on shallow grass. Spoon flies are another good choice when hunting for reds although you may need to add a small (#10) black barrel swivel ahead of your bite tippet to prevent twist in your leader depending on the style of spoon fly you use, some will wobble while others may spin if stripped fast. You may also find reds around docks this month. Use a sink tip fly line and a weighted fly to get your fly into the strike zone for reds. You may find big trout in skinny water this month in many of the same areas where you find reds. The same flies and techniques that I use for reds will also work for trout in the same areas. I release all big trout (over 20") since they are usually females and I feel it is important that they are left in the water as breeders.

Directions to the Hatchery

FWC Stock Enhancement Research Facility (Fish and Wildlife Depart – to Map Quest)

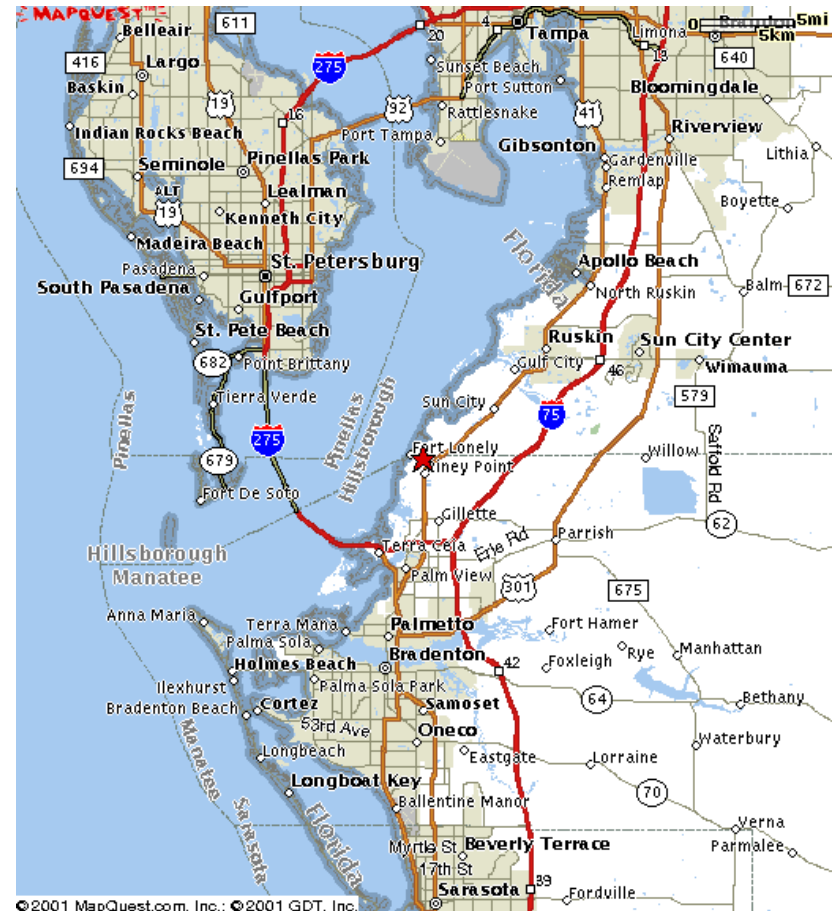
14495 Harlee Road, Palmetto, Florida 34221 (941) 723-4505

Located at Port Manatee on Highway 41 – 7-miles north of Palmetto, FL

From St. Petersburg, FL, Take I-275 South across the Skyway Bridge and stay in the left two lanes of I-275; once you're about 0.25-mile beyond the toll booth on the south side of the bridge (Manatee County). Stay on I-275 until you see Exit 1 Port Manatee- 2-3 miles from the bridge. Get off on Exit 1, go down the ramp, turn north on to Highway 41 (you'll go under the overpass of I-275).

Proceed north on Highway 41 for about 4-miles and be looking for the white water tower on the left side of the road. Turn left on to Piney Point Road, which is the north entrance for Port Manatee. You will cross over two sets of RR tracks. Turn right after the second set onto Harlee Road. Look for green sign with FWC logo. The hatchery is ~ 0.8-mile from the Piney Point/Harlee Road intersection.

Proceed east on Harlee Road for about a 0.25-mile and then the road will curve to the north. The facility is on the left (west) side of the road. Look for the lime-green colored billboard near the road. There's a prison on the right side of Harlee. Pull up the main office (gray) trailer and let the front office know you'll be harvesting Spartina.



White Elephant Exchange

Players draw names to determine what order they will go in

The first player selects a gift from the pool and opens it

Make sure everyone can see the gift!

The following players can choose to either pick an unwrapped gift from the pool or steal a previous player's gift. Anyone who gets their gift stolen in this way can do the same – choose a new gift or steal from someone else.

To keep things moving along, there are a couple of limits on gift swapping:

A present can only be stolen once per turn, which means players who have a gift stolen from them have to wait to get it back.

After three swaps, the turn automatically comes to an end (otherwise things could drag on for a *long* time).

Three Swaps and *the Gift is Out*. If a present gets stolen three times, it's out of the game and the person who holds it gets to walk away with it.

After all players have had a turn, the first player gets a chance to swap the gift he or she is holding for any other opened gift. Anyone who's gift is stolen may steal from someone else (as long as that person hasn't been stolen from yet). When someone declines to steal a gift, the game comes to an end.

Note that for this last "extra" turn, the three-swap rule doesn't apply. Players can keep swapping until someone decides to stand pat, or there are no other eligible people to steal from.

2016 CALENDAR OF EVENTS

- Jan 8-10 Annual Shad Outing, St Johns river
- Jan 13 FWC Snook Symposium
- Feb 8-14 Christmas Island one week trip
- Mar 5 Casting Clinic at Maximo Park
- Mar 6 Annual Banquet
- Apr 22-23 TBFFC Everglades Weekend Trip
- Jun 18 Lake Calm Outing
- Oct 1-8 Amazon River Trip
- Oct 8-9 Florida Sportsman Show
- Oct 23 Carl Hanson Outing on the Hillsborough
- Oct 1-2 Englewood Outing **Cancelled**
- Oct 29-Nov 5 Xcalac Mexico One-Week Trip
- Nov 4-5 IFFF Expo Plantation in Crystal River
- Nov 13-16 Chattooga River Trip in Georgia
- Dec 3 Casting Clinic on Picnic Island
- Nov 20 Big Gun Shootout, Picnic Island
- Dec 9 Play Hooky at the Hatchery
- Dec 18 Don Coleman Classic at Ft Desoto

Member Benefits

TBFFC is famous for its value and focus on the sharing of information, experience, and craftsmanship with its members. As a TBFFC member you will enjoy many benefits free or at nominal cost.

- Monthly Meetings with informative speakers
- Fishing Trips Sponsored by Members and the Club
- Group Clinics and Workshops
- Fly Tying Lessons
- One-On-One Fly Casting Lessons
- Shirts and Hats with club logo
- 80-page Beginner's Basic Skills Instruction Manual
- Annual Banquet

Fly Fishing Guides

- Capt. Nick Angelo (813) 230-8473
- Capt. Pat Damico (727) 504-8649
- Capt. Bryon Chamberlin (813) 361-8801
- Capt. Rick Grassett (941) 923-7799
- Capt. John Hand (239) 842-7778
- Capt. Frank Rhodes (863) 967-4258
- Capt. Greg Peterson (423) 432-1973
- Capt. Russ Shirley (727) 343-1957
- Capt. Keiland Smith (863) 944-7475

Fly Casting Coaches

Dade City

Jeff Janecek.....352-588-3866

South Tampa

Steve Parker.....813-287-5583

North Tampa

Robert Fischer.....813-962-0185

Leigh West813-971-8697

St. Petersburg

Capt. Pat Damico.....727-504-8649

Polk County

Capt. Frank Rhodes.....863-967-4258

Corporate Sponsors

These companies sponsored the Tampa Bay Fly Fishing Club. Some are members of the club. We urge you to patronize them.

- 3-WAY CONSTRUCTION, Robert Fischer PO Box 342774, Tampa, 33694, (813) 495-5685.
- ALLIGATOR BOB'S Gourmet Alligator Meat Snacks, (813) 986-3008, WWW.GATORBOB.COM
- AWESOME FISHING ADVENTURES, Capt. Keiland Smith, (863) 944-7475
- BARBED STEEL CHARTERS, Capt. Bryon Chamberlin, (813) 361-8801, captbryon@yahoo.com..
- REDFISH LANDING GUIDE SERVICE, Capt. John Hand www.RedfishLandingGuideService.com, (239) 842-7778
- CAPT. RUSS SHIRLEY, (727) 343-1957 www.captruss.com
- FLINT CREEK OUTFITTERS, 1502 N. West Shore Blvd., Tampa, 33607, (855)-892-7226, www.flintcreekoutfitters.com
- THE FLY GUY, Capt. Pat Damico, (727) 504-8649 www.captpat.com, pat4jaws@hotmail.com
- SNOOK FIN-ADDICT GUIDE SERVICE, Capt. Rick Grassett, (941) 923-7799, www.snookfin-addict.com
- SWANN'S FLY FISHING SHOP, Jim Swann, 13650 South 98 Bypass, Dade City, 33525, (352) 567-6029
- Fishn Floyd, <http://fishingfloyd.com>; fishingfloyd@fishingfloyd.com

alligator bob's
PREMIUM MEAT SNACKS



Robert "Alligator Bob" Young

P. O. Box 522 Thonotosassa, FL 33592-0522

Ph: (813) 986-3008

Email: gatorbob@gatorbob.com

Order online!
gatorbob.com



CAPT. JOHN HAND

U.S.C.G. LICENSED AND TRAINED



FLY FISHING & LIGHT TACKLE CHARTERS
FLY CASTING INSTRUCTION
SOUTH TAMPA BAY, FLORIDA

REDFISH • SNOOK • SHARK • TARPON

239-842-7778

www.redfishandflyguitarservice.com



SaltFlies

Custom Built Saltwater Flies

CRAIG SMOTHERS

PHONE: (941) 266-5209

5526 SHADY BROOK TR.

EMAIL: SALTFLYS@GMAIL.COM

SARASOTA, FL. 34243

WEBSITE: WWW.SALTFLYS.COM



JIM SWANN'S



Complete Fly Fishing Shop
Rods - Reels - Hand Tied Flies - Materials
Guide Service
Classes in Flying Tying and Casting

352-567-6029

13650 So. 98 By Pass
Dade City, FL. 33525

Spin Tackle



Fly Tackle

The Fly Guy

Capt. Pat Damico

2981 E. Vina del Mar Blvd.

Co. Dava Beach, FL 33706

Tel. 727-504-8649

Hppt://captpat.com

pat4jaws@hotmail.com

Barbed Steel Charters, Inc.

Specializing In Fly Fishing Along Florida's West Central Gulf Coast



Capt. Bryon Chamberlin

(813) 361-8801

captbryon@yahoo.com

www.barbedsteel.com

USCG Licensed & Insured

3WAY
CONSTRUCTION CO.
OF TAMPA INC.

License Number
CGC037643

Robert Fischer

813-495-5685

P.O. Box 342774 Tampa, FL. 33694

Captain Floyd Holder



Specializing in fly and
light tackle shallow
water sight fishing

fishingfloyd.com

fishingfloyd@fishingfloyd.com

2014 Member Application
Tampa Bay Fly Fishing Club

Name: _____

Date: _____

Mailing address: _____

City: _____ State: ___ Zip: _____

Hm. Phone: _____ Wk. Phone: _____

Email address: _____

Type of Membership: _____

Please Check: One Year _____ Five Year _____

Please list names you wish to include in family membership

Annual Dues: \$25.00 Individual Membership

\$35.00 Family Membership

\$95.00 Corporate Single Membership

(includes one membership and Ad Space)

\$120.00 Corporate Double Membership

(includes two memberships or family membership and

Ad Space in Newsletter)

Five-year dues: \$100.00 Individual Membership

\$140.00 Family Membership

Please make check payable to: Tampa Bay Fly Fishing Club C/o Rick Valeri, 1404
Oxfordshire Ct. Brandon, 33510